



neria™ soft infusion sets

The neria™ soft infusion set is a soft cannula infusion set for variable angled insertion and can be disconnected at site. A transparent window at the point of insertion makes it possible to monitor the infusion site.

Product Specifications

Cannula: Soft

Insertion angle: 90 degrees
(variable angle)

Disconnection: Yes at site

Introducer needle gauge: G27


Cannula diameter: 0.68 mm

Adhesive: Built-in, skin friendly¹
non-woven polyester,
acrylic adhesive

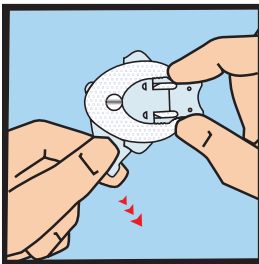
Soft cannula lengths	Tubing lengths	Priming volumes
13 and 17 mm	30, 60, 80 and 110 cm	30 cm ~ 0.06 ml 60 cm ~ 0.10 ml 80 cm ~ 0.12 ml 110 cm ~ 0.15 ml

The neria™ soft infusion sets are sold in boxes containing 10 sets.

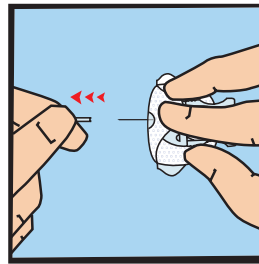
Reference: ¹ *Biological Safety Testing, October 2011, Data on File, Unomedical a/s.*



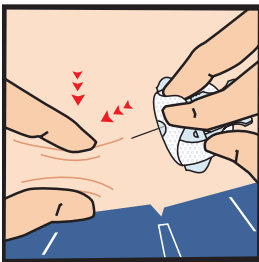
neria™ soft infusion sets user steps



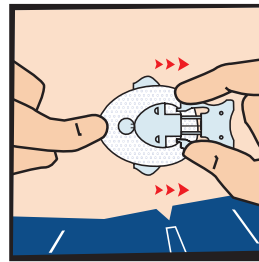
- 1.** Remove the front part of the adhesive backing paper.



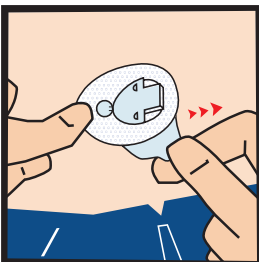
- 2.** Gently twist and pull to remove the needle guard.



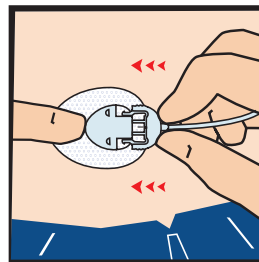
- 3.** Pinch the skin with one hand and insert the neria™ soft infusion set at a 20-45 degree angle.



- 4.** Remove introducer needle.



- 5.** Remove the remaining adhesive backing paper. Press the adhesive onto the skin.



- 6.** Prime tubing according to pump manufacturer's instructions for use. Insert the connector needle to connect the tubing. Check the infusion site frequently.

Please note that this guide only illustrates some of the steps to follow when inserting the neria™ soft infusion sets and it is not a substitute for reading the instructions for use which comes with the product.

neria is a trademark of Unomedical a/s © ConvaTec Inc. 2017 AP-01777-MM (Vers. 1.1)